

<b>T.I. No.:</b> 2020 - 22 <b>Updated:</b> -	<b>Topic:</b> SC Club Software Version 1.9.4
---	--

<b>Date:</b> 03.12.2020	<b>Priority</b>	<b>Need for action</b>
<b>Affected machines:</b> SC Club	High	As soon as possible
<b>From serial number:</b> -	X Medium	X On next visit to the machine
<b>As of date:</b> immediately	Low	FYI

**GENERAL INFORMATION**

The software version 1.9.4 is NOT released for machines with accounting unit. A software version which includes accounting as well will be handed in on short notice.

As long as the software has not been released for accounting machines, this software version will not be implemented in series.

**REASON FOR CHANGES**

- New features
- SmartRemote
  - Coloured background for beverage buttons

- Optimizations
- PostSelection – Query coffee type
  - Pressure reduction routine in case of machine not completely heated up
  - Descaling message in connection with water filter
  - ServicePIN after entry of MasterPIN adjustable
  - Water filter – service date wrong
  - Deletion of customer’s pictures

**ADVICE FOR TECHNICIANS**

The new software has been put to the test in the course of extensive internal approval tests. However, if errors should occur after the software update, we ask you for a data back-up to the USB stick, copy this data in an e-mail and send it to the e-mail address at Schaerer together with an exact error description.

**Update power stage version:**

If the error 9883 is shown during the update, then the power stage version has not yet been transferred.

In this case the firmware update of the power stage must be mandatorily performed manually.

**Menu Service > Service routines > Firmware update power stage**

## ADDITIONAL INFORMATION

### Pressure reduction routine – Heating up in case of remaining in service routine

In the above info it was reported that the error of unwanted heating up after having entered the pressure reduction routine was corrected - we have to rectify this information - the behaviour still exists in version 1.8.3!

At that time you were informed about an error in which after having entered the pressure reduction routine, the boiler heated up until the pressure relief valve triggered. This could be reproduced by NOT starting "Cool boiler" by means of pressing the arrow key for a longer time after having entered the pressure reduction routine.

This error has now been corrected and unwanted heating is prevented.

### Dry pressing

With the software version 1.8.3 a modified dry pressing process was accidentally introduced. This leads to a slightly increased amount of remaining coffee being fed back through the silicone fabric hoses into the drip tray during dry pressing after brewing. On machines with a large number of brewing cycles and long operating times, the oils and fats contained in the coffee can diffuse through the silicone fabric hoses and cause the hose surface to turn coffee brown.

Tests have shown that this diffusion has merely a visual effect on the silicone fabric hoses from the brewer back to the release valve. No functional/operational malfunctions are to be expected.

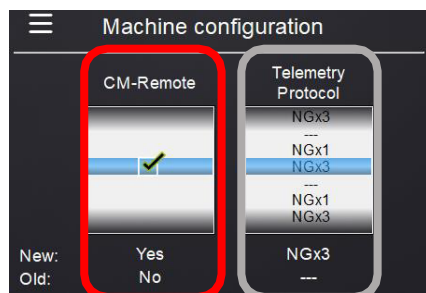
## NEW FEATURES

### Schaerer SmartRemote

With the new feature "WMF SmartRemote" there is the possibility to release beverages via smartphone - without touching the touch screen on the coffee machine.

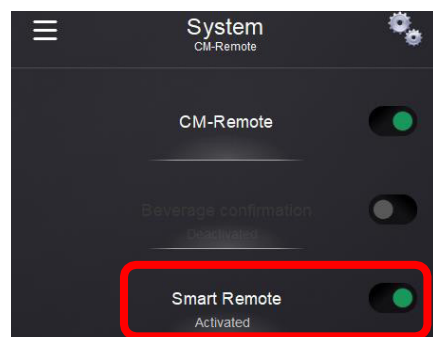
Precondition is that a telemetry module with NGx3 protocol is installed and registered in the CoffeeLink portal of Schaerer.

The general software activation is done under System > **Machine configuration** > **CM-Remote**



Important: Check whether the installed NGx3 telemetry module is activated. (marked grey)

Under **System** > **CM-Remote Smart Remote** can then be activated or deactivated - even by the operator himself.



## Coloured background for beverage buttons

With the new software version it is now possible to adjust the colour background of the beverage buttons.

Before the background colour of the beverage buttons can be changed, the function must be activated under:

**System > Display and illumination > Beverage background.**

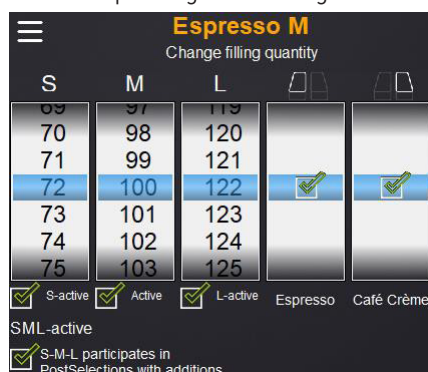


Only after this, it is possible to set the beverage background colour in the beverage menu under  .

## OPTIMIZATIONS

### PostSelection – Abfrage Kaffeesorte

If PostSelection was activated on machines with 2 bean hoppers, so far it was not possible to select the type of coffee (grinder) before dispensing the beverage.



This has been changed with this software, and now the coffee type (grinder) not assigned in the basic recipe can be additionally activated under the beverage menu - fill quantities.

### Pressure reduction routine in case of machine not completely heated up

So far, the pressure reduction routine could only be started if the coffee machine was completely heated up.

With the new software version, this has been optimised in a way that it is now possible to switch to the menu – Service routines – and start the pressure reduction routine during the heating up of the machine.

### Descaling message in connection with water filter

During internal tests, it was found that if a machine was operated WITHOUT water filter and the date for descaling was reached and displayed, the descaling message (descaling counter) is deleted after a water filter has been activated.

With this software, this error behaviour has been adapted.

The new software now checks the current consumption (due date/litre) in the service date - descaling - when the water filter is activated.

If the determined consumption is above 25%, the machine prompts you to descale.

If the determined consumption is below 25%, the machine only requests descaling when the due date is reached (see Service date – Descaling).

**Service > Service dates > Descaling**

## ServicePIN after entry of MasterPIN adjustable

From the field it was reported that the ServicePIN could not be changed although the MasterPIN had been entered before. This caused problems if the default service PIN was changed and the changed service PIN is not known to the technician.

With the new software, the ServicePIN can be changed after having entered the MasterPIN.

## Water filter – service date wrong

From the field it was reported that the maintenance message for the water filter exchange was not correctly entered in the service dates.

This was reported to us at machines after initial installation and in connection with external water filters (fixed water connection). The error was that the filter range was entered correct, however, the time until the water filter exchange was entered too early in the maintenance messages.

With this version the error was corrected.

## Deletion of customer's pictures

With the new software version, the possibility was implemented to keep or delete the customer pictures, which were transmitted via CoffeeConnect, under Factory/Service Customer.

**Service > Machine data > Standards > Factory/Service-customer**

