

T.I. no.: 2020 - 01 Updated: -	Topic: SC Club Software version 1.7.4
---	--

Date: 08.01.2020	Priority	Need for action
Affected machines: SC Club	High	As soon as possible
From serial number: -	X Medium	X On next visit to the machine
As of date: Immediately	Low	FYI only

IMPROVEMENTS

The following is an overview of the improvements:

Improvements:

- S-M-L in combination with AutoSteam
- S-M-L in combination with PostSelection
- "Restore" service routine improved
- "Empty grounds container" message for grounds through counter
- Descaling in Care menu with service PIN always visible
- "SB with flags" button layout
- Menu items with slide switch, example
- Faulty characters - Japanese and Russian
- Supplement to version 1.6.4 - Steam machine configuration influences milk setting

TECHNICIAN INFORMATION

The software version contains version 23 of telemetry protocol NGx3 for use of the Schaerer Coffee Link (and/or WMF CoffeeConnect). Further details on new features or function can be found in the attached product information "General software information 1.7.4".

The new software was tested during an extensive internal approval test. If, however, problems do occur during the update, please save the data on a USB stick, copy it into an e-mail and send it to Schaerer AG together with a detailed description of the problem:

MSAG_Tech-Support-INT@schaerer.com

Details on the optimisations are found on the following pages.

S-M-L in combination with AutoSteam

If the "AutoSteam" option was activated in the machine configuration and the machine is operated in combination with the "S-M-L" function, the café crème beverages cannot be dispensed in the "L" size. Despite preselection of the "L" beverage size, the café crème was always dispensed in the "M" size. The error has been fixed.

SML in combination with PostSelection

It has been reported that, with version 1.6.4, when the "S-M-L" function is activated combined with the "PostSelection" function, it was not possible to select and therefore set the S-M-L recipes.

The error has been fixed.

“Restore” service routine improved

Scarce reports from the field say that the “Archive faulty” error message is displayed during the restore service routine and that the system restoration cannot be performed. An internal storage conflict when restoring the archived database has been identified as the cause.

With the new software, the storage management during system restoration has been improved.

“Empty grounds container” message for grounds through counter

If a machine is operated with the “Grounds through container” option, the software displayed the message to empty the grounds container in accordance with the set grounds quantity, but it was not possible to confirm this message after emptying the grounds container. Not until the machine has been switched off then back on was the message confirmed and the counter set back to zero.

The error has been fixed.

Descaling in Care menu with service PIN always visible

If customer descaling was deactivated in the Service menu under Authorisations, it was no longer possible for a service technician to start descaling. Customer descaling must be reactivated first via the Service menu, then descaling must be executed via the Care menu.

With the new software, descaling can be started after entry of a service PIN, even if it is deactivated for the customer.

“SB with flags” button layout

The language display of the “SB button layout with flags” was optimised with this software:



The “Standard” machine language is preset under Language.

- All menus are displayed in the selected standard language.



The customer now has the option of temporarily changing the machine language to this language by pressing a button on the flag.

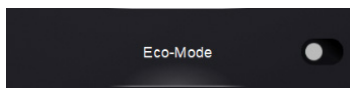
- After beverage dispensing or after 10 s, the system changes back to the preset standard language.

Menu items with slide switch

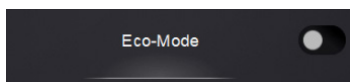
Up to now, the software contained individual menu items with slide switches with which a change of the slide switch did not activate/deactivate the function itself; instead, a submenu opened, in which the slide switch had to be actuated again to activate/deactivate the function. The slide switch was used more for information of the current status of the function.

With the new software, all menus and submenus have been standardised; touching the menu item opens the submenu (if available), in which the function is then activated/deactivated with the slide switch. The status is shown under the menu name.

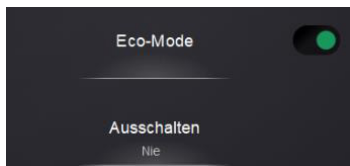
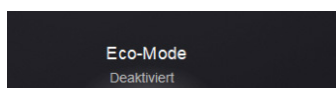
Example – “Eco-mode activation” (fictitious menu)

Previously

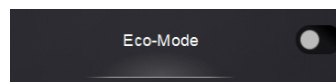
- Slide switch available.
- Opens the submenu and shows the current status.



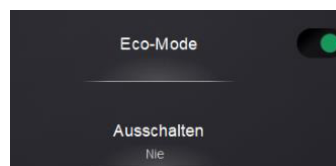
- Slide switch in submenu activates eco-mode and opens other setting options.

**New**

- No slide switch.
- Touching the menu opens the submenu.
- The current status is shown under the menu name.



- Slide switch in submenu activates eco-mode and opens other setting options.



Note: The named menu should only be used as an example. Eco-mode is not available in the Schaerer Coffee Club.

Faulty characters - Japanese and Russian

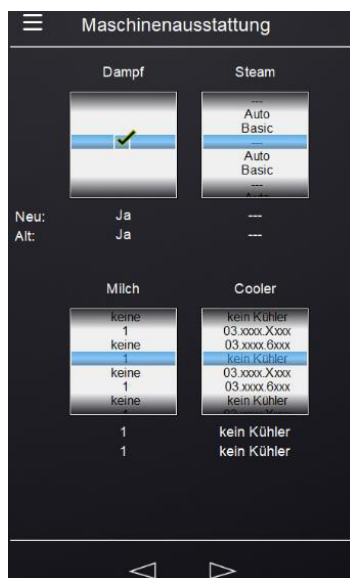
After the release of SW v 1.6.4, we received reports from many countries that the writing/characters were not correctly displayed in certain language settings and in individual menus. This has been corrected with version 1.7.4.

Supplement to version 1.6.4 - “Steam” machine configuration influences milk setting

Since the “Steam” setting in the machine configuration also influences the machine descaling routine, the connections between the “Steam”, “Milk” and “Cooler” settings must be re-examined.

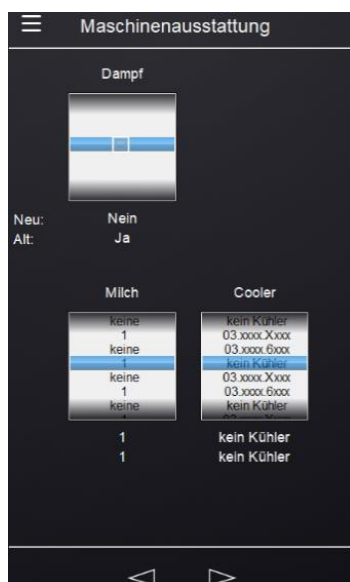
Previously, although “Steam” was deactivated, it was still possible to activate the “Milk” and “Cooler” options, which caused errors in the descaling routine. Since the introduction of software version 1.6.4 (Info - 01-2019), the “Milk” and “Cooler” options can only be selected in the machine configuration when the “Steam” options has previously been activated.

Menu navigation: **System > Machine configuration > Steam**



When "Steam" is activated, the "Steam"/"Milk"/"Cooler" options can be selected.

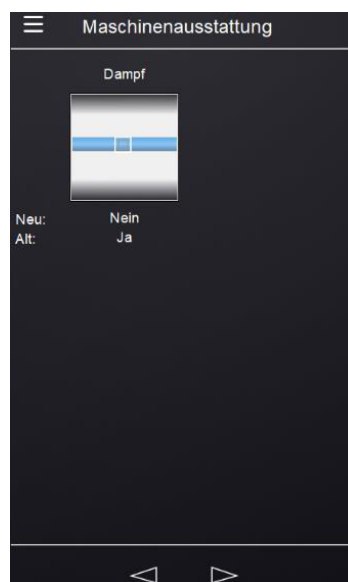
Previously



If "Steam" was deactivated, the "Steam" selection is hidden.

However, it was still possible to select the "Milk"/"Cooler" options as before.

New



If "Steam" is deactivated, no other options can be selected for steam.

For machines in the field which do not have a steam boiler installed and are operated with a software version lower than 1.6.4, we recommend updating the software to version 1.6.4 or higher during your next planned service call.

PRODUCT INFORMATION ON THE SC CLUB – TI 2020-01 – SW V1.7.4

Product management for Schaerer coffee machines

Other features and improvements have been developed during this product optimisation, and software errors have been fixed. The software necessary for this in version 1.7.4 is available immediately and is already used in series production.

The software version contains version 23 of telemetry protocol NGx3 for use of the Schaerer Coffee Link. The following new functions and improvements are available with this version:

- UTF8 implemented – special characters in beverage names are shown correctly
- Base types no longer “universal” - beverages are shown separately according to their basis recipe
- Modifier Double implemented – double dispensing is shown correctly
- For general improvements, see above, TI 2020-01

More information on the Schaerer Coffee Link:

You can find general information on the Schaerer Coffee Link at: <https://coffeelinkng.schaerer.com/>

If you have any questions about the use of the Schaerer Coffee Link, please use the [contact form](#).