

T.I. no.: 2017 - 27 Updated: -	Topic: SC Soul Software 2.34
--	-------------------------------------

Date: 18.12.2017	Priority	Need for action
Affected machines: SC Soul	High	As soon as possible
From serial number: 1748../	X Medium	X On next visit to the machine
As of date: -	Low	FYI only

NEW FUNCTIONS AND IMPROVEMENTS

The following is an overview of the new functions and fixed errors:

New functions:

- New languages (TR, RO, ET)
- The beverage selection can be displayed in beverage groups.
- During commissioning, the message about squeezing the milk hose is displayed.

Improvements

- Various adjustments to the GUI.
- Various adjustments to the displayed texts.
- Preselection options (Decaf, Barista etc.) are reset when there is a tab change.
- Pulling out the grounds container only interrupts the current beverage but does not delete the entire list of preselected beverages.
- "Grounds container missing" is displayed when the grounds container is pulled out and also during rinsing.
- With the exception of descaling, messages relating to maintenance are no longer displayed on the [Service menu] field.
- Actuation of the grinder optimised.
- Timeout in self-service with payment system can be adjusted between 10 and 60 seconds. The timeout is reset when a coin is inserted.
- The "No SD card" error is no longer displayed with slow USB sticks. The machine starts correctly.
- CSI protocol functions correctly.
- Price lists 2 and 3 function correctly.
- Missing beverage symbols on the display and subsequent crash rectified.
- Rinsing of the brewing unit functions correctly with the 30 g brewing unit as well.
- Beverage cancellation after brewing rectified.
- Invalid error messages rectified.
- If the error message because of an overloaded grinder is closed during a beverage supply, the error message is displayed correctly even during the subsequent beverage supply.
- Errors with test beverages are processed correctly.
- External buttons are detected correctly in the hardware recognition.
- Empty bean hopper during grinder calibration no longer requires a machine restart.
- Water flow errors that appear without any apparent reason have been rectified.
- Water flow errors during filling must be rectified, or the filling cancelled.
- Water flow error during cleaning is displayed correctly.

Group selection for beverages

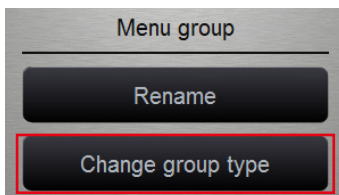


Proceed as follows to activate and set the group selection:

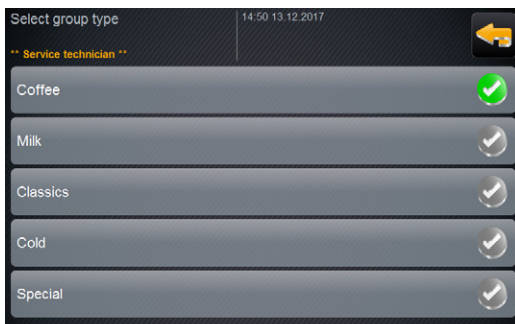
- ▶ Activate the group selection in the "Configuration"->"Operating mode" menu.



- "Menu group" is shown.



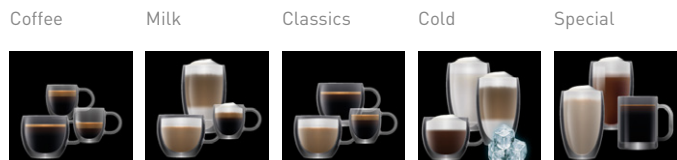
- ▶ Touch the [Change group type] field.
- Another menu, "Select group type" is opened.



- ▶ Touch the name of the group in the "Configuration"->"Menu card" menu.



- ▶ Define group type.
- The group type determines the image for the group view.



Lay the milk hose correctly

During commissioning, the display shows how the milk hose must be laid correctly.

