


| | | | | | | |
|---|--|---|--------|--|-------------|----------|
| TYPE NO FB 55 | TYPE Coffe Vending Machines | T.I. NO 01 - 2015 | | | | |
| SERIAL NUMBERS AFFECTED From and including S/N 42611082 | ISSUED BY Documentation/N&W Valbrembo | | | | | |
| SUBJECT KIT FOR NEW WATER INLET | | ISSUED FOR (X): <table border="1"> <tr> <td>Action</td> <td></td> </tr> <tr> <td>Information</td> <td>X</td> </tr> </table> | Action | | Information | X |
| Action | | | | | | |
| Information | X | | | | | |

REASON:

Due to the expired food approval for the EPDM material (it is in general no longer allowed in food applications) it has introduced the new material called Soft Pex and a new water inlet hose is needed: a specific "KIT for new water inlet" has been created.

This allows to retrofit the update solution for machines previous than S/N **42611082**



- KIT code 959242**
- new water inlet HOSE
 - two gaskets EPDM 24X15 Th.= 2 mm
 - NUT 3/4 GAS long
 - POM spacer cyl. 6X15X23





MODIFICATIONS:



New water inlet HOSE:
 detail of the connection (90° not flexible metal hose) to water inlet valve +
 NUT 3/4 GAS **normal**

| | | | | | | |
|---|--|--|--------|--------------------------|-------------|-------------------------------------|
| TYPE NO FB 55 | TYPE Coffe Vending Machines | T.I. NO 01 - 2015 | | | | |
| SERIAL NUMBERS AFFECTED From and including S/N 42611082 | ISSUED BY Documentation/N&W Valbrembo | | | | | |
| SUBJECT KIT FOR NEW WATER INLET | | ISSUED FOR (X): <table border="1"> <tr> <td>Action</td> <td><input type="checkbox"/></td> </tr> <tr> <td>Information</td> <td><input checked="" type="checkbox"/></td> </tr> </table> | Action | <input type="checkbox"/> | Information | <input checked="" type="checkbox"/> |
| Action | <input type="checkbox"/> | | | | | |
| Information | <input checked="" type="checkbox"/> | | | | | |



The "NUT 3/4 GAS long" allows to connect the metal hose to the inlet valve.
 The specific NUT design allows to assembly the nut and the metal hose

| | | | | | | |
|---|--|--|--------|--------------------------|-------------|-------------------------------------|
| TYPE NO FB 55 | TYPE Coffe Vending Machines | T.I. NO 01 - 2015 | | | | |
| SERIAL NUMBERS AFFECTED | From and including S/N 42611082 | ISSUED BY Documentation/N&W Valbrembo | | | | |
| SUBJECT KIT FOR NEW WATER INLET | ISSUED FOR (X): <table border="1"> <tr> <td>Action</td> <td><input type="checkbox"/></td> </tr> <tr> <td>Information</td> <td><input checked="" type="checkbox"/></td> </tr> </table> | | Action | <input type="checkbox"/> | Information | <input checked="" type="checkbox"/> |
| Action | <input type="checkbox"/> | | | | | |
| Information | <input checked="" type="checkbox"/> | | | | | |



Machines concerned by this modification from S/N 42611082
 Note: the inlet valve position has a lower fixing respect the pre -
 modification solution

EXCHANGEABILITY:

The new water inlet hose can be installed in the **FB 55** Vending machines, prior to the above mentioned serial number, using the **KIT for new water inlet**.