



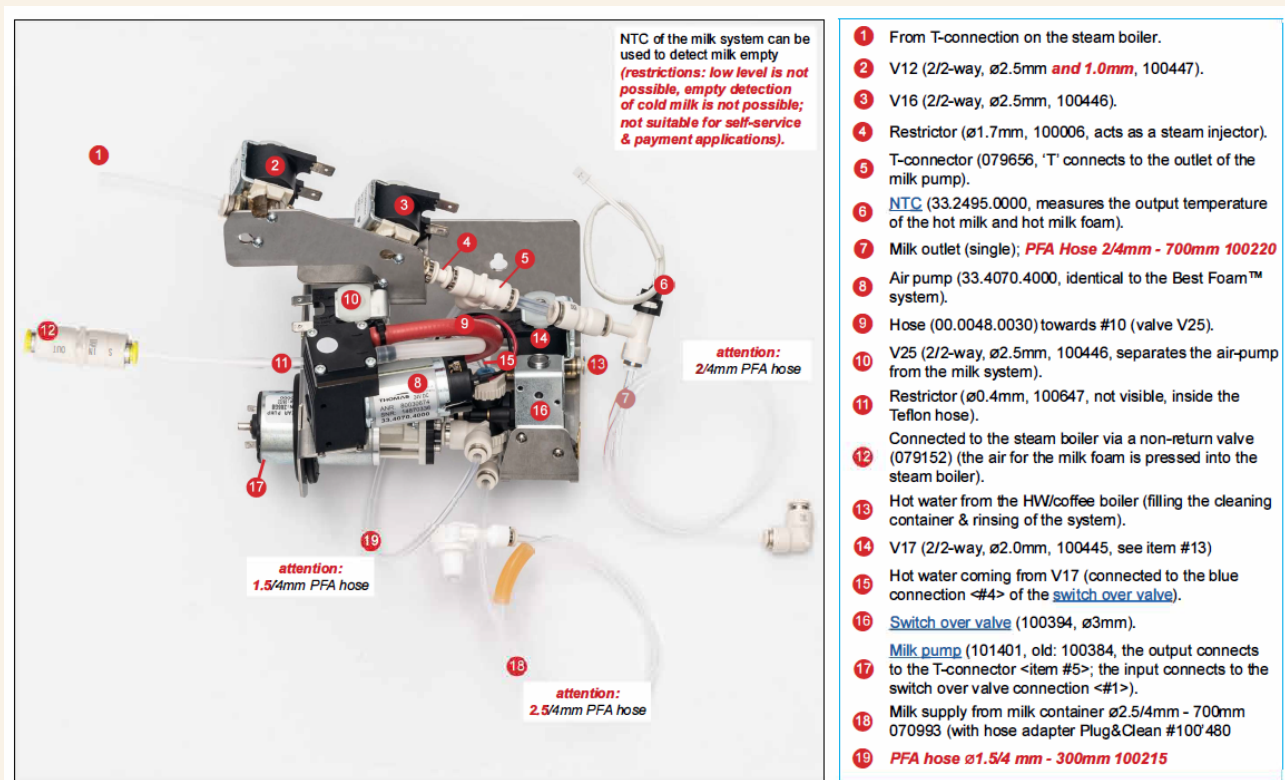
SERVICE MEMO

11-12-2024

Number: JDE 2024-10 update
Dispenser(s): *Schaerer SKYE*
Title: Schaerer Skye new valve and twin milk available

From week 27 there is a 'new' valve installed in the Schaerer Coffee Skye.
Due to this new valve it is also possible to have twin milk on the SKYE.

For single milk valve 16 Switch over valve (55125958 (100394), 3mm) in the picture below is replaced by 55126719 (101060).



Name: Bart Bakker




Skye twin milk:

After week 27 it is also possible to have twin milk in the SKYE.

If you want to have this you have to rebuild like described below:


You have to add an extra valve 55126719 (so now valve 1 (V18) and 2 (V20) are for twin milk) to the system and do a hardware detection.

Hardware looks like:



- 1 V18 (2/2-way, ø2.5mm, 101060) Milk supply #1
- 2 V20 (2/2-way, ø2.5mm, 101060) Milk supply #2
- 3 V19: 3/2-way valve UpTime! descaling
- 4 XS4: UpTime! cartridge presence switch
- 5 XB7: NTC Milk Pure milk system
- 6 V01: Mains water inlet valve
- 7 V12 (2/2-way, ø2.5mm **and 1.0mm**, 100447).
- 8 V16 (2/2-way, ø2.5mm, 100446).
- 9 Connected to the steam boiler via a non-return valve (079152) (the air for the milk foam is pressed into the steam boiler).

Wire from V16 (valve before week 27) will be connected to V18 and V20 has to be connected by the not used wire, see below:



- 1 XOP2: Main connector Milk Pure milk system (coming from XIO); refer to page 9 of the electrical diagrams
- 2 V20: Not used
- 3 V19: 3/2-way valve UpTime! descaling
- 4 XS4: UpTime! cartridge presence switch
- 5 XB7: NTC Milk Pure milk system
- 6 V01: Mains water inlet valve

Extra needed beside the valves for the Fridge:

- 1x 55124937 Milk container bracket TM
- 1x 55116941 Riser pipe 260 milk container
- 1x 55119848 Hose adapter Plug & Clean 2K
- 2x 55124936 Milk container 5l