

Weekly cleaning

SCA P Best Foam™/ Pulversystem

schaerer



See also "Precautionary measures" and "Cleaning" in the operating instructions.

CAUTION!
User at risk!



There is a risk of scalding in the dispensing area of beverages, hot water and steam.
Never reach under the dispensing points while the machine is dispensing or during cleaning.

CAUTION!
Hot fluid!



Danger of scalding when dispensing a powder based beverage if the hose is disconnected from the mixer.
Before disconnecting the hose from the mixer, pull out the grounds drawer.

CAUTION!
Risk of machine damage!



The machine can be damaged if the cleaning products are used incorrectly.
Do not insert Milkpure powder into the manual inlet under any circumstances.

Powder system cleaning

1




The powder system must be cleaned at least once a week.

2



- ▶ Push cover up and remove.
- ▶ Remove beverage hose on outlet mixing cup.
- ▶ Pull out the grounds drawer.
 Beverage dispensing is blocked.

3



- ▶ Turn lever under outlet mixing cup anticlockwise.
- ▶ Pull outlet mixing cup forward.
- ▶ Remove beverage hose from machine.

4



- ▶ Disassemble the mixing cup into 2 parts (see figure).
- ▶ Clean parts and beverage hose under warm running water.
Do not mount the parts before they are dry.

5



- ▶ Reassemble the mixing cup in reverse order. Reinstall hoses (do not forget spring).
- ▶ Place a collection bowl under the mixer again.
- ▶ Reattach the cover.
- ▶ Grounds drawer can be pushed back in.

6




- ▶ Start automatic cleaning.
- ▶ Follow the information on the display.

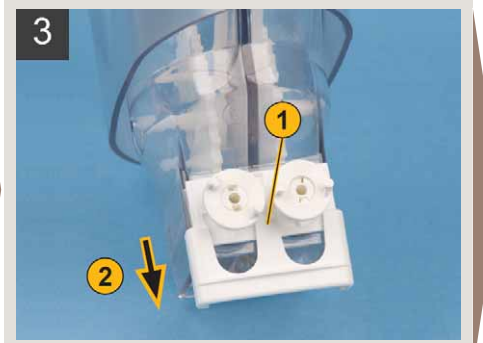
Powder system cleaning as needed



- ▶ Open lock.
- ▶ Remove powder container.
- ▶ Discard the remaining powder.



- ▶ Remove and clean funnel above the mixer.
- ▶ Remove stubborn residue with a cleaning brush.
- ▶ Reattach the funnel.



- ▶ Lift cover in the centre (1) and push down (2).



- ▶ Pull augers out.
- ▶ Clean the powder container and parts under warm, running water.

Do not mount the parts before they are dry.

- ▶ Replace augers in reverse order.
- ▶ Push augers into the powder container.
- ▶ Reattach the cover.
- ▶ Replace powder container.
- ▶ Close lock.

CAUTION!
User at risk!



Improper handling of beans, water, milk, powder or other coffee ingredients can lead to health problems!
Comply with the hygiene regulations stipulated in HACCP!



See also "Safety instructions" - "HACCP hygiene regulations" in the operating instructions.